


# DESIGN-SOCKET

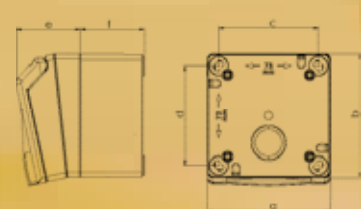


## Flanged socket

Poles	16 Amp			32 Amp 5	SSD
	3	4	5		
Flange					
a x b	90	90	90	90	90
Fix.center					
c x d	60	60	60	60	60
e	48	48	48	48	48
f	36	36	36	36	16
g	78	78	78	78	78
h	74	74	74	74	74
Weight	190	210	230	290	190

- wiring through
- flange can be rotated by 180° - straight and sloping design all in one
- suitable for installation of cable conduits
- inscription field as standard incl. paper insert behind clear glass cover
- nickel-plated contacts

**IP44** splashproof

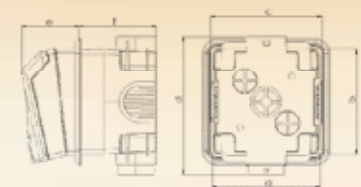


## Surface outlet

Pole	16 Amp			32 Amp 5	SSD
	3	4	5		
Flange					
a x b	90	90	90	90	90
Fix.center					
c x d	73	73	73	73	73
e	48	48	48	48	48
f	47	47	47	47	47
g	25	25	25	25	25
Weight	280	290	310	370	240

- wiring through
- flange can be rotated by 180° - straight and sloping design all in one
- top entry with offset nipple, rear or bottom entry possible with cutout
- in rows with both horizontal and vertical insertion
- inscription field as standard incl. paper insert behind clear glass cover
- nickel-plated contacts

**IP44** splashproof



## Flush outlet

Pole	16 Amp			32 Amp 5	SSD
	3	4	5		
Flange					
a x b	90	90	90	90	90
c	92	92	92	92	92
d	115	115	115	115	115
e	48	48	48	48	48
f	64	64	64	64	64
Weight	300	320	340	390	260

- wiring through
- flange can be rotated by 180° - straight and sloping design all in one
- top and bottom entry or rear and side entry possible with cutout
- in rows with both horizontal and vertical insertion
- inscription field as standard incl. paper insert behind clear glass cover
- nickel-plated contacts

**IP44** splashproof

All Design Sockets are available in the following colours: white (standard), pearl white and light grey:

To order white, just choose the mentioned numbers on the right side	e.g. 845-6v
To order pearl white add „w“	e.g. 845-6wv
To order light grey add „g“	e.g. 845-6gv

Ampere	Poles	pack. unit	110V~ 50/60Hz 4h	230V~ 50/60Hz 3p=6h 4p+5p=9h	400V~ 50/60Hz 3p=9h 4p+5p=6h	230V~ 50/60Hz 3p=6h 4p+5p=9h
			Cat.No. (CEE-socket)	Cat.No. (CEE-socket)	Cat.No. (CEE-socket)	Cat.No. (with socket / DIN 49440)

16	3	6	843-4v	<b>843-6v</b>	843-9v
16	4	6	844-4v	844-9v	<b>844-6v</b>
16	5	6	845-4v	845-9v	<b>845-6v</b>
32	5	6	855-4v	855-9v	<b>855-6v</b>

Standard: white RAL 9016



845-6v

16	3	6	863-4v	<b>863-6v</b>	863-9v
16	4	6	864-4v	864-9v	<b>864-6v</b>
16	5	6	865-4v	865-9v	<b>865-6v</b>
32	5	6	875-4v	875-9v	<b>875-6v</b>

Standard: white RAL 9016



865-6v

16	3	6	883-4v	<b>883-6v</b>	883-9v
16	4	6	884-4v	884-9v	<b>884-6v</b>
16	5	6	885-4v	885-9v	<b>885-6v</b>
32	5	6	895-4v	895-9v	<b>895-6v</b>

Standard: white RAL 9016



885-6v

## Design- Socket DIN 49440

Flanged socket 230V 2p+E		
16	3	6
Surface outlet 230V 2p+E		
16	3	6
Flush outlet 230V 2p+E		
16	3	6

Standard: white RAL 9016


8430v
8630v
8830v



# DESIGN- ACCESSORIES

## Cover frame 1-way with gasket

- Dimensions: 105 x 105



white  
pearl white  
light grey

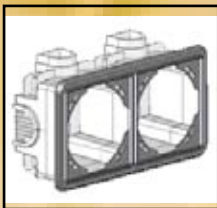
**9021**  
**9021w**  
**9021g**

pack. unit: 25



## Cover frame 2-way with gasket

- Dimensions: 195 x 105



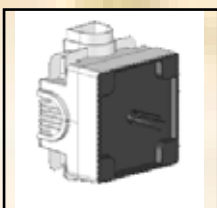
white  
pearl white  
light grey

**9022**  
**9022w**  
**9022g**

pack. unit: 25




## Plaster cover transparent



**903**

pack. unit: 25



## Locking

simultaneous locking

**901026**  
**901025**

pack. unit: 1



# DESIGN- ADVANTAGES

Flange can be rotated  
by 180° - straight  
and sloping design  
all in one!



Inscription field as  
standard incl. paper  
insert




Fast and easy  
installation of the lock



Screw type terminal –  
for wiring through

- side cable entrance for double contacting
- wiring through



# DESIGN- SOCKET

## PC Electric Ges.m.b.H

---

A-4973 St. Martin i. Innkreis  
Austria-Europe

Tel 0043 7751 61220

Fax 0043 7751 6969

[www.pcelectric.at](http://www.pcelectric.at)  
[office@pcelectric.at](mailto:office@pcelectric.at)

# DESIGN- SOCKET

Connection  
to the future

